

Welcome to November's Ask the Mito Doc Monthly Webcast

We will begin soon with breakouts. During opening, please wait for instructions prior to entering a breakout room. Thank you!

- Adult Patients Breakout 1 – Mito 101 – Things I Wish I Knew YEARS Ago! – *Fernando Scaglia, MD*
- Parents/Caregivers Breakout 2 – Mito 101 – Things I Wish I Knew YEARS Ago! – *Eva Morava-Kozicz, MD, PhD and Ibrahim Elsharkawi, MD*
- Adult Patients Breakout 3 – Patient Rights and Responsibilities for the Mito Patient – *Andrea Gropman, MD, and Kumarie Latchman, DO*
- Parents/Caregivers Breakout 4 – Patient Rights and Responsibilities for the Mito Patient – *Rebecca Ganetzky, MD and Hilary Vernon, MD, PhD*



Our Sponsors

EDITH L. TREES CHARITABLE TRUST



Inspired by **patients.**
Driven by **science.**

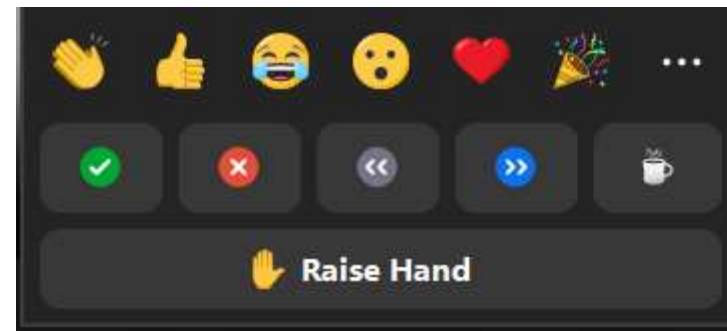
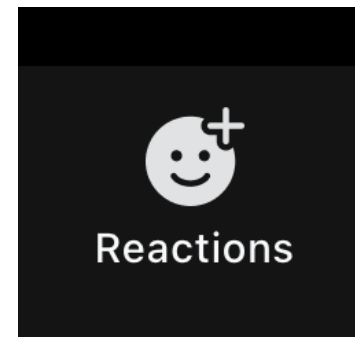
Thank You

NOTE – During opening, please wait for instructions prior to entering a breakout room. Thank you!

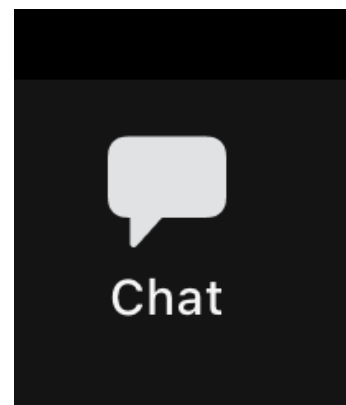
Zoom Controls for Breakouts



- Everyone is muted upon entry. You will need to raise your hand for host to unmute.



- To raise hand, click Reactions and select Raise Hand.



- Meeting Group Chat will be open. Clinicians will not be monitoring the Chat. If you post a question in Chat, we will do our best to include during the breakout but will focus on Raised Hands.

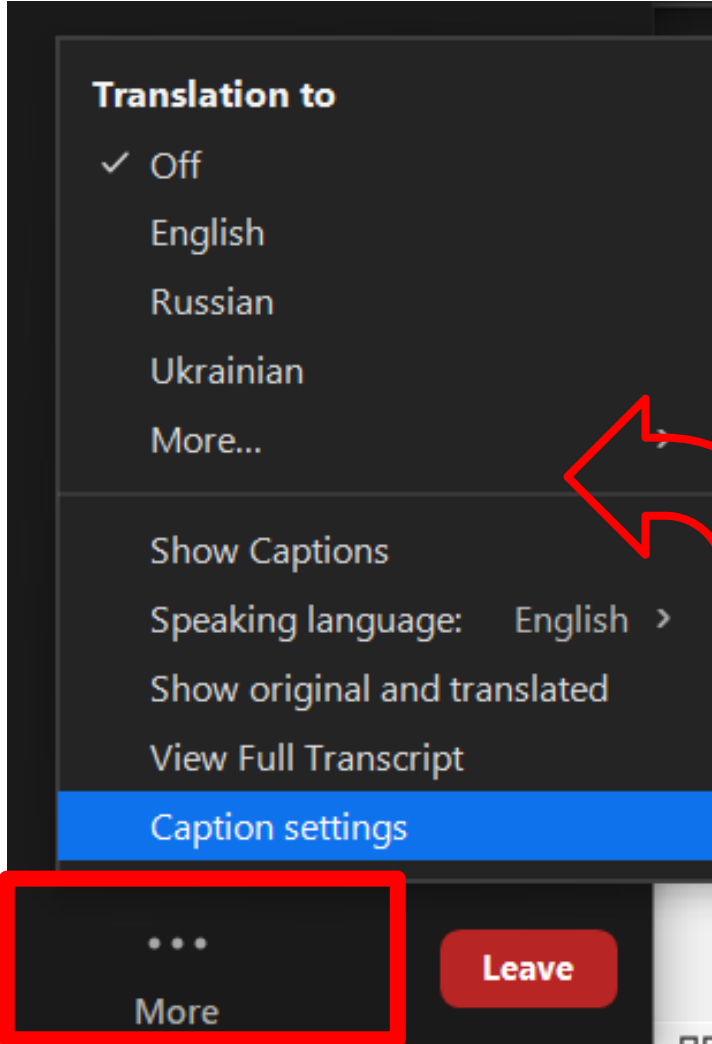
Closed Caption & Translation

CLOSED CAPTIONING

- Click 3 dots and select Captions (or click Show Captions)
- Click 3 dots again (or click arrow next to Show Captions) to control the Show and Hide function of captions and to view other options
- Make sure Translation to language is on English (or your preferred language)

TRANSLATION - NEW

- Click 3 dots (or click arrow next to Show Captions) and select language you would like captions translated to
- Click More to see all languages available



OR



Using Breakout Rooms

Basic rules for all participants:

- Everyone is muted upon entry – you must use the **Raised Hand** function to ask your question.
- Please one question per participant, or at least wait until all questions have been answered before asking additional questions.
- Remain respectful of all participants and keep questions/answers to a reasonable amount of allowed time.
- It's Coffee & Conversation – sip your favorite beverage, enjoy a snack, and enjoy the conversation!



Using Breakout Rooms


All Breakout Rooms will be Recorded:

- In order to help families who cannot attend the live virtual meeting, the main meeting room and all breakout rooms will be recorded. Recordings will be posted on the UMDF YouTube Channel Ask the Mito Doc Playlist.
- If you want additional privacy, we suggest you consider changing your display name. If you need help with this, chat with one of the Ambassadors or the Staff representative in your breakout room.



Using Breakout Rooms

Navigating Breakout Rooms

- Attendees can move freely from room to room
 - Click **Breakout Rooms**  in your meeting controls. This will display the list of open breakout rooms created by the host.
 - Hover your pointer over the number to the right of breakout room you wish to join, click **Join**, then confirm by clicking **Join**.
 - Repeat as necessary to join other breakout rooms, or click **Leave Room** to return to the main session.

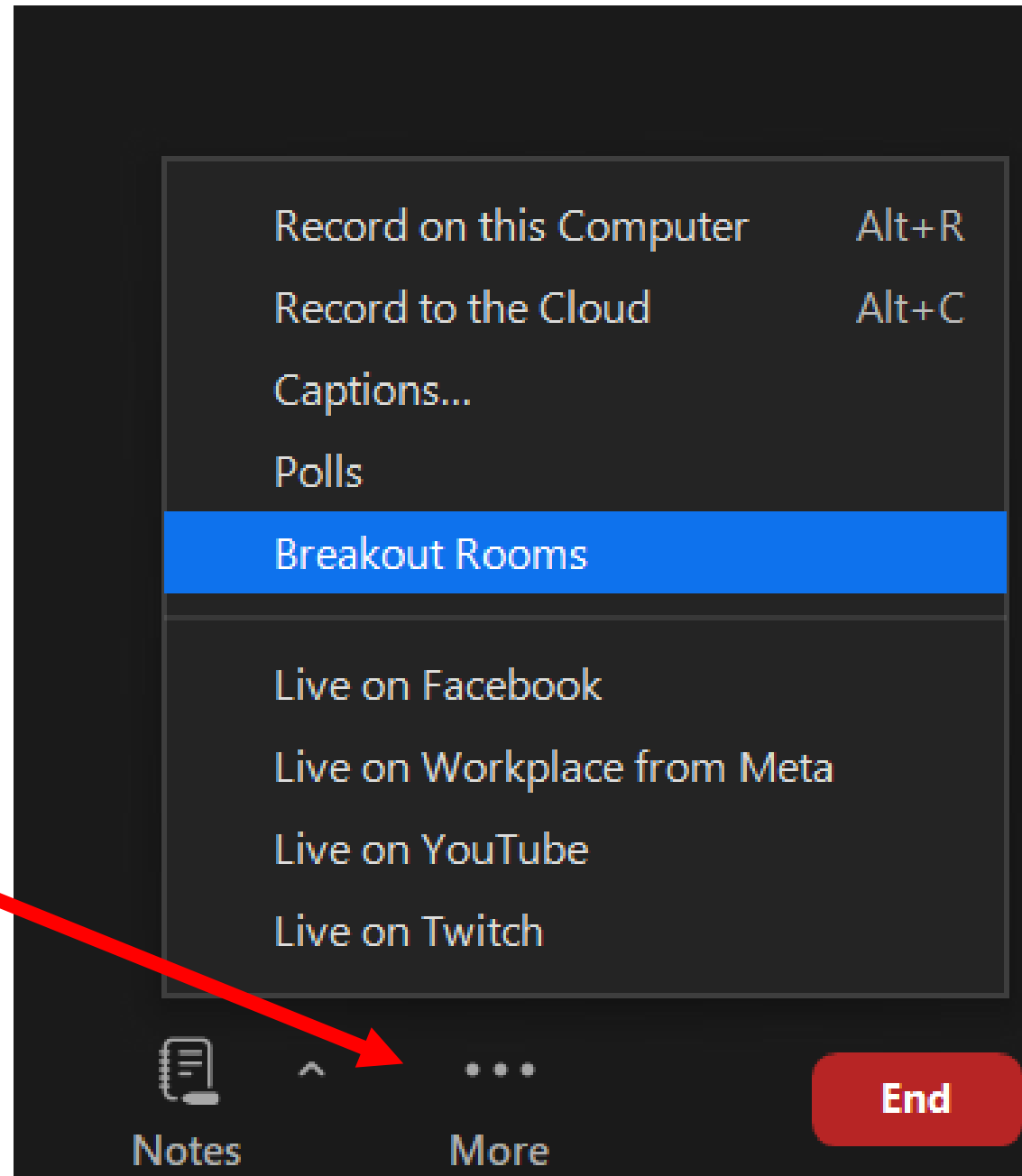


Note: Participants not joined with the desktop or mobile app (version 5.3.0 or higher) will not be able to self-select a breakout room. The host will need to facilitate moving these participants manually. Raise your hand for help!

Using Breakout Rooms

Navigating Breakout Rooms

- If you do not see Breakout Room symbol – click 3 dots and then click on Breakout Rooms.



Note: Whether you are on a smart phone or laptop, the Zoom experience may look different. Raise your Hand if you need Help!

Using Breakout Rooms

Join Window

- Once you click Join, it may take a few seconds for you to show up in the room.
- If you decide it is not the room for you, click Breakout Rooms again and click Join for another room.



Z Breakout Rooms - In Progress ✕

Rooms (4) Participants (1)

▼ Adults Mito 101	1	Join
● Karas iPhone		
▼ Parents/Caregivers Mito 101	0	Join
▼ Adults Patient Rights	0	Join
▼ Parents/Caregivers Patient Rights	0	Join

NOTE – During opening, please wait for instructions prior to entering a breakout room. Thank you!

Using Breakout Rooms

Leaving Room vs. Leaving Meeting

- If you plan on going to another room, make sure you click Leave Room/Breakout Room and NOT Leave Meeting



Leave Meeting

Leave Breakout Room


NOTE – During opening, please wait for instructions prior to entering a breakout room. Thank you!

Using Breakout Rooms

Wrapping Up within the Breakout Rooms

- We will broadcast a 10-minute warning and a 5-minute warning within all breakout rooms.
- At 8pm EST/7pm CST/6pm MST/5pm PST – the breakout rooms will close and should automatically transition all attendees back into the main meeting room for final closing.





UPCOMING

Wednesday, December 13, 2023
7:00 pm - 8:00 pm ET

- ***Wrap-Up 2023 with Mito Docs:***
 - **Dr. Amy Goldstein**
 - **Dr. Austin Larson**
 - **Dr. Divakar Mithal**
 - **Dr. Russell Saneto**
 - **Dr. Jennifer Yang**



To see all upcoming webcasts:

